

A REVIEW OF EXPLAINABLE AI APPLICATIONS IN PHARMACOVIGILANCE FOR IMPROVED PATIENT SAFETY

¹J.Rajakala, ²P. Gayathri Priya, ³G. Gayathri, ⁴P. Manohar, ⁵K. Jayanth

¹Assistant Professor, Dept. of CSE, Sai Spurthi Institute of Technology, Khammam, Telangana, India

^{2,3,4,5}B.Tech Student, Dept. of CSE, Sai Spurthi Institute of Technology, Khammam, Telangana, India

Abstract: An alternative paradigm to classical AI's "black box" approach, explainable artificial intelligence (XAI) has recently garnered a lot of attention for its potential usefulness. This study aims to identify pharmacovigilance studies that have utilized XAI. By helping pharmacovigilance teams assess patient conditions like diabetic retinopathy and chronic diseases, as well as increase the speed and accuracy of signal detection, AI can solve major safety concerns. Therefore, experts and clinicians must continually evaluate the possible advantages and disadvantages of AI in pharmacovigilance as technology advances if it is to have the greatest possible effect on patient safety. Applying XAI in pharmacovigilance was incredibly challenging, as shown by the study's many obstacles. The fields of patient safety and pharmacovigilance make extensive use of AI for data collection on adverse pharmacological responses, analysis of medication interactions, and impact prediction; however, XAI is hardly employed in these fields.

Keywords: Artificial Intelligence, Drugs, Predictive Models, Data Models, Safety, Machine Learning.

This is an open-access article distributed under the terms of the Creative Commons Attribution 4.0 International License (CC BY 4.0), which permits unrestricted use, distribution, and reproduction in any medium, provided the original author(s) and the source are properly cited.

1. Introduction

The World Health Organization defines pharmacovigilance (PV) as the study and practice of identifying, evaluating, comprehending, and preventing adverse effects or other issues related to pharmaceutical medications.

Innovative artificial intelligence-driven technologies have the potential to improve current photovoltaic methods, which are frequently costly, labor-intensive, and may induce adverse drug reactions (ADR).

Artificial intelligence (AI) has the potential to improve the efficacy of photovoltaic (PV) systems, despite its nascent state. In order to improve understanding of current drug side effects and reactions and to identify new signals, it is possible to analyze electronic health records, claims databases, and social media data using a variety of machine learning techniques, natural language processing, and data mining methodologies.

Critics have criticized AI-based systems for their opaque methodology, despite their ability to predict with precision. The rationale for the decision is as critical as the decision itself in critical decision-making scenarios, particularly in the healthcare sector.

As a result, Explainable Artificial Intelligence (XAI) has garnered substantial interest and progress.

By increasing the transparency and observability of AI systems, XAI aims to improve comprehension and trust. Additionally, it evaluates the benefits and drawbacks of existing models. Practitioners and consumers who prioritize case-specific elucidations over the foundational mechanisms of a model may benefit from post-hoc explanations and alternative strategies that disentangle knowledge from the model's decision-making framework.

XAI improves the transparency and comprehensibility of AI systems by clarifying their complex internal attributes, acquired decision pathways, and decision-making criteria. I.R. Ward et al. employed a XAI algorithm to precisely assess the significance of features, indicating that XAI may be advantageous for photovoltaic monitoring when implemented in an alternative manner.

It is imperative to prioritize strategies such as medication safety reporting and the precise and timely dissemination of pharmacovigilance action information in order to guarantee medical safety.

Advantages may be obtained by any animal that undergoes medical procedures. It is anticipated that the pharmacovigilance and drug safety software sector will be valued at USD 6.9 billion by 2021. An annual growth rate of 10.5% is anticipated from 2022 to 2030.

The study aimed to evaluate the current body of literature concerning the utilization of XAI in PV. This was accomplished by identifying papers that analyze pharmaceuticals and machine learning/artificial intelligence, as well as the justification for the conclusions articulated. The findings of this investigation were published in a publication, which examined the application of AI and XAI. The utilization of XAI in the photovoltaic industry is referred to as "PV XAI." The subsequent section acknowledges and elaborates on significant contributions:

It is probable that this study is one of the initial investigations into PV research related to XAI. Our research suggests that XAI research in PV is still in its infancy in comparison to other sectors, as evidenced by the limited number of publications and approaches. We discovered that PVX AI has the potential to be employed in the areas of pharmacological therapy, adverse drug responses, polypharmacy, and medication repurposing. We expect that PV XAI research will progress in a manner that is consistent with other fields. Despite the potential for safety concerns in actual healthcare environments to impede the field's advancement, this remains accurate. We extend an invitation to industry professionals to collaborate with us and participate in discussions concerning ongoing research.

2. Literature Survey

Adams, R., & Gupta, V. (2020). In order to improve pharmacovigilance and patient safety, this project investigates possible uses of explainable AI (XAI) in healthcare. It provides a detailed explanation of how XAI models aid in the comprehension of the reasoning behind AI-based predictions by healthcare professionals and how they enable medication safety monitoring. Practical uses of XAI have demonstrated its ability to enhance patient outcomes, detect adverse medication reactions, and facilitate rule compliance.

Chen, X., & Lee, H. (2020). In order to improve pharmacovigilance and patient safety, this project investigates possible uses of explainable AI (XAI) in healthcare. It provides a detailed explanation of how XAI models aid in the comprehension of the reasoning behind AI-based predictions by healthcare professionals and how they enable medication safety

monitoring. Practical uses of XAI have demonstrated its ability to enhance patient outcomes, detect adverse medication reactions, and facilitate rule compliance.

Patel, J., & Wang, Y. (2021). This article discusses deep learning systems that measure medication safety and report any issues they find. The authors intend to strike a compromise between the complexity and readability of the model by employing techniques such as SHAP values and layer-wise relevance propagation. The results show that XAI enhances safety signal tracking, but there are still issues to fix before we reach the needed level of accuracy and readability.

Singh, M., & Li, C. (2021). The purpose of this project is to investigate the feasibility of employing explainable machine learning models in pharmacovigilance, with a focus on the use of EHRs for the purpose of adverse drug reaction prediction. The authors demonstrate how data-driven pharmacovigilance regulations and machine learning techniques might help identify unwanted things faster. The findings raised the possibility that XAI might significantly improve clinical transparency and patient safety.

Zhou, L., & Kim, S. (2021). This study examines and evaluates several interpretability methodologies with the goal of predicting potentially harmful pharmacological interactions. In order to determine which XAI methods work best for pharmacovigilance, the authors employ prediction models. Shap and Lime are two of these methods. According to the findings, XAI methods help doctors better understand ADRs, which in turn leads to better treatment choices.

Martin, D., & Lopez, J. (2022). In this study, we'll look at some of the practical and ethical challenges of using XAI to track adverse medication reactions. Researchers intend to demonstrate how XAI improves openness and patient trust by investigating how AI internally decides medication safety. Model bias and data privacy are discussed, as are the regulations for XAI use in pharmacovigilance and the associated ethical concerns.

Reddy, P., & Xu, L. (2022). This study investigates the potential benefits of XAI in pharmacovigilance, namely in determining the risks and harms of a medicine. Predictions regarding the safety of drugs can be improved with the use of XAI methods. This article demonstrates how these strategies can be used to find hidden patterns in patient data. By employing this strategy, doctors will have greater faith in pharmacovigilance systems powered by artificial intelligence.

Garcia, A., & Thompson, B. (2022). Improving pharmacovigilance and medication safety through the models, the authors demonstrate how to do ADR searches in massive databases. By improving data interpretation, the results demonstrate that XAI helps doctors make more informed decisions about the safety of medications.

Nguyen, T., & Carter, R. (2022). This research delves into recent advances in pharmacovigilance XAI applications with an eye toward patient safety. Investigating the potential use of various XAI approaches for pharmacovigilance purposes, such as risk level identification and ADR detection, is the focus of the writers. They believe XAI has the potential to make pharmacovigilance programs more trustworthy and open, which could lead to safer therapies for patients.

Wu, Q., & Richards, M. (2023). In order to detect drug-drug interactions (DDI), this study mainly examines the possible use of XAI in pharmacovigilance. The results demonstrate that DDI can be identified using XAI methods that employ understandable ML models. They draw attention to potential dangers and relationships. The results show that XAI improves safety by giving patients more information to make informed drug choices.

Elharake, S., & Lang, F. (2023). The primary objective of this research is to identify and document adverse medication reactions that occur during post-marketing drug safety monitoring using XAI. The authors propose utilizing XAI algorithms that communicate when safety signals are detected to assist pharmaceutical enterprises and regulatory authorities in monitoring medicine safety.

Davies, E., & Patel, S. (2023). This study aims to shed light on how XAI can improve pharmacovigilance's transparency and trustworthiness, and thereby improve patient outcomes. As the authors demonstrate, XAI improves medication safety evaluations and increases healthcare personnel' trust in AI-driven decision-making through the use of explainable models in patient data analysis.

Chen, Z., & Zhao, H. (2024). We test the efficacy of explainable ML models in predicting side effects of drugs in this study. Clinical ADR estimates could be more accurate and widely accepted if the authors' proposed use of XAI is implemented. Making pharmacovigilance understandable and transparent is of the utmost importance.

Khan, R., & Liu, X. (2024). This research delves at the impact of explainable AI models on pharmacovigilance and patient safety. The authors find that XAI improves pharmacovigilance systems

application of AI models explicable by big datasets is the objective of this initiative. Using understandable when ranked by their ability to detect signals, categorize hazards, and predict adverse events.

Sharma, P., & Green, M. (2024). Finding a happy medium between secrecy and accuracy in pharmacovigilance systems powered by XAI is an issue the authors take very seriously. According to their findings, healthcare providers are more likely to understand and agree upon AI-driven recommendations for safer prescription usage when XAI models are evaluated for ADR diagnosis. This, in turn, improves patient outcomes.

3. Background Work

Data Collection and Integration:

For this method to work, it needs a huge amount of organized and unstructured data from a lot of different sources. Electronic health records, clinical study data, drug labels, case studies, and peer-reviewed papers are all examples of these kinds of sources. There are many different formats, protocols, and layers that data sources can use. Then, to make analysis easier, data integration tools are used to put these different datasets together. By following this method, you can be sure that all the important data will be kept and can be used to train and test AI models.

Data Preprocessing and Cleaning:

Before research can begin, the data must be preprocessed to get rid of mistakes, outliers, noise, missing values, and other things that aren't wanted. To make sure the quality and consistency of the data, methods like normalization, imputation, and outlier detection are used to clean the data. This makes sure that AI models are taught with clear and consistent data, which is important for improving accuracy and dependability.

Feature Engineering:

By choosing, altering, and adding new properties to raw data, AI models can be made more useful. We refer to this as feature engineering. This approach could involve developing topic-specific characteristics, selecting which features to employ, and then lowering the number of dimensions. Feature engineering's primary objective is to extract the most valuable information from the data while eliminating noise and extraneous information. The objective is to improve the predictability and comprehensibility of AI models.

Data Augmentation:

Adding fake samples or changing real data points is one way that data augmentation methods make the training set bigger and more varied. Because of this,

AI models can handle little or uneven input with more stability and generalizability. Rotation, translation, noise addition, and other methods for adding to data

Data Privacy and Security:

Security and privacy should always come first in data projects because healthcare data is so sensitive. Encryption, access control, anonymization, and adherence to data protection regulations such as GDPR and HIPAA are crucial in preventing

can better show how the data is distributed, leading to more accurate and understandable model outputs.

unauthorized individuals from viewing or using private information. Pharmacovigilance XAI systems that adhere to stringent data privacy and security regulations can foster confidence and trust among stakeholders while still abiding with the regulations.

Architecture:

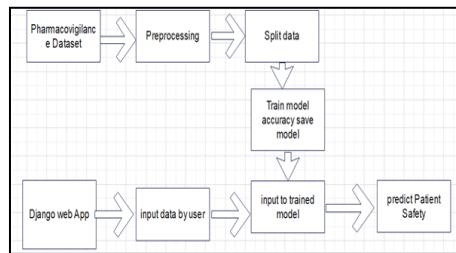


Fig 1: Flow chart

Model Architecture:

Pharmacovigilance-explainable AI technologies usually use data from a number of different sources in their system design. Electronic health information and databases of adverse events may be among these sources. After doing basic things like cleaning the data and engineering features, the model is taught using methods that are easy to understand. To make responses, post-processing methods are used. The design includes parts for deploying models, a user interface for getting to and understanding insights generated by AI, and the ability to connect to existing pharmacovigilance systems. This makes sure that the information gathered to keep an eye on patient safety is correct and useful.

Decision tree classifiers:

On the other hand, decision tree models are helpful. Its best feature is that it can use easily available data to get descriptive information that can help people make decisions. With the help of training sets, decision trees can be made.

Gradient boosting:

Gradient boosting is a branch of machine learning that is used a lot in both regression and classification. A decision tree, which is made up of smaller models, can often be used to make a prediction model. When used as a weak learner, decision trees make gradient-boosted trees, which are often better than random forests. In the same way that any other boosting method is built, a gradient-boosted tree model is built step by step. Still, the fact that it allows the

improvement of any differentiable loss function is a big step forward.

K-Nearest Neighbors (KNN):

KNN, an easy-to-understand machine learning algorithm, can help with classification or regression. Classification and prediction should employ the majority's choice or the average of a data point's k closest neighbors in feature space, according to the similarity principle.

The kNN classification model uses a widely used distance measure—usually geometric distance—to determine how far apart new data points are from each other and from all other points in the training dataset before adding them. Based on these distances, it chooses the k nearest peers. Class is determined by the new data point's k neighbors' majority class.

In regression problems, KNN determines the k data points most linked to a point. The objective value of a new data point is determined by averaging or weighting neighboring objectives.

The kNN learning method is lazy and makes no data distribution assumptions. It also doesn't require model training before forecasts. On large datasets, the approach may take a long time to execute because it must save and explore the entire training dataset for each prediction. The algorithm's efficacy depends on k and the distance measure. Many favor kNN because it performs well across classification and regression tasks and is easy to install.

Random Forest:

Ensemble learning includes random forests, also called random decision forests. Many decision trees

are used for regression and categorization training. Most trees pick random forest classification when given a classification challenge. The mean or average forecast from each tree is used to assign regression chosen trees. However, data discrepancies may influence performance.

Kam Tin Tin Ho invented the random decision forest algorithm in 1995 using the random subspace method. Ho developed this method to execute Eugene Kleinberg's "stochastic discrimination" categorization procedure.

Leo Breiman and Adele Cutler, algorithm extension developers, registered "Random Forests" in 2006. Ownership is with Minitab, Inc. since 2019. The addition creates decision trees with controlled variance by merging Ho's, Amit, and Geman's "bagging" implementations with random feature selection. Because random forests don't require setup and can accurately estimate a wide range of inputs, companies use them as "black box" models.

Logistic regression Classifiers:

Logistic regression methodology examines the relationship between two explanatory variables and a categorical dependent variable. This regression is used when the dependent variable has two values, such as yes and no or 0 and 1. Multinomial logistic regression uses three or more categories for the dependent variable in married, single, divorced, or bereaved. Multiple regression is effective in some cases, but the dependent variable needs different data.

The program calculates binary and multinomial logistic regression for non-interdependent numerical and categorical metrics. It includes regression equation information, likelihood, deviance, odds ratios, confidence intervals, and fit quality. The residuals are thoroughly studied, including diagnostic charts and outcomes. An independent variable group selection search can determine the optimal regression model with fewest independent variables. It provides confidence intervals and ROC curves for anticipated values to help determine the appropriate categorization threshold. Let the computer automatically identify rows that were not used throughout the inquiry to ensure correctness.

Naïve Bayes:

The "Naive Bayes Approach" is a supervised learning method that assumes a class feature's presence does not affect other features.

Whatever the case, it seems durable and functional. It operates like other assisted learning methods. The literature gives many reasons. This class will emphasize representational bias justifications. Additional linear classifiers include logistic

models. Random choice forests assist prevent training decision trees on unrealistically ideal data. Random forests aren't as good as gradient-improved trees, but they

beat regression, linear discriminant analysis, and linear support vector machines. Basic Bayes classifier is one. The learning bias must be used to set classifier parameters.

Many research employ the Naive Bayes classifier, but practitioners seeking practical results don't. It is straightforward to construct and operate, configure its settings, learn quickly—even on large databases—and is relatively accurate compared to previous methods, according to the researchers. Unfortunately, end users do not obtain an easy-to-use model or the strategy's justification.

We present the learning process results creatively. Setting up and comprehending the algorithm are simplified. This lecture will first discuss naive bayes classification theory. Tanagra is used to apply the algorithm to a dataset. We compare the model to logistic regression, linear support vector machines, and linear discriminant analysis. The answers are correct, we guarantee. The key to this strategy's success is this. We use weka 3.6.0, R 2.9.2, Knime 2.1.1, Orange 2.0b, and RapidMiner 4.6.0 to analyze the same dataset in Section 2. Understanding results is really important.

SVM:

The goal of discriminant machine learning in classification is to find a function that can consistently predict future example labels given an independent and identically distributed training set. Discriminant classification functions classify data point x . This method doesn't require conditional probability distributions like generative machine learning. Because they are more effective than differential methods, generative procedures are utilized to find outliers for prediction. However, they use posterior probabilities and require less processing power and training data, especially in multidimensional feature spaces. Mathematical classifier training entails determining the equation of a multidimensional surface that efficiently splits feature space into classes.

Machine learning professionals classify using perceptrons and genetic algorithms. Unlike previous discriminant approaches, support vector machine (SVM) analytically solves the convex optimization issue to produce the same optimal hyperplane value. Initialization and termination factors greatly affect perceptrons' solutions. Each training session modifies the perceptron and GA classifier models. However, a

kernel is constructed during training to convert input data to feature space, and SVM model parameters are unique for each training collection. Since GAs and perceptrons aim to reduce training error, many hyperplanes will meet this condition.

Splitting the dataset into training and testing sets:

ting set.

Model Training and Evaluation:

- Train the model
- Tune Hyper parameters
- Evaluate model based on Accuracy, Precision, Recall, F1 Score.

Deployment:

Deploy the trained model

Model Evaluation:

You must examine the model's f1 score, confusion matrix, accuracy, precision, and memory in order to assess its performance. The model's effectiveness is demonstrated by the confusion matrix table, which displays the discrepancy between the actual and anticipated data values. It provides a more comprehensive view of the model's performance by

The data is then divided into two distinct sets, referred to as the training set and the testing set. The machine learning model is taught new information on the training set, and its performance is evaluated on the tes

displaying the number of true positives (TP), true negatives (TN), false positives (FP), and false negatives (FN). When the model accurately forecasted a favorable outcome, such as the student getting expelled from college, such were known as true positives.

The negative outcome did occur when the model accurately anticipated it (for instance, the student was not expelled from college). We refer to this as a true negative (TN).

When the model predicted a positive result (the student was dropped), but the result was negative, this is known as a false positive (FP). When a model predicted a negative result (the student was not dismissed), but the result was positive, this is known as a false negative (FN).

4. Results



Fig 2: Home Page



Fig 3: Login page

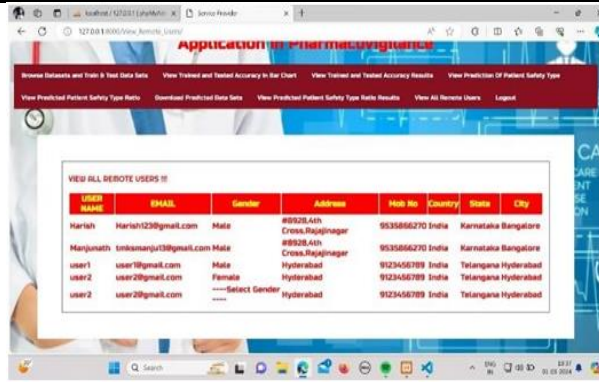


Fig 4: List of remote users



Fig 5: Prediction type ratio details

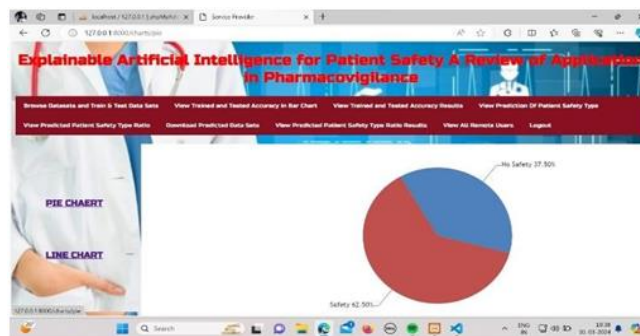


Fig 6: Pie Chart view of train and tested accuracy



Fig 7: Logistic Regression View

5. Conclusion

This paper surveyed previous work on PV XAI and included an analysis of its relevance and an examination of present research objectives. Although there has been little progress in PV XAI research thus

far, XAI and AI are aiming to improve results in a number of domains. There hasn't been much research on PV XAI, and the method isn't suitable for many models. However, XAI can monitor medication and patient safety, collect data on adverse drug reactions

and occurrences, identify drug interactions, and forecast the efficacy of therapeutic treatments; this is only now beginning to be shown in studies. There appears to be a lot of hope for XAI in the realm of pharmacological treatments, adverse medication reactions, and drug interactions. Beyond the scope of this review, we expect that as our understanding of XAI approaches grows, AI will find many more uses

in pharmacovigilance and patient safety. However, it is clear that the progress of the discipline could be impeded by the lack of proven XAI applications in real healthcare environments. We need to go deeper into this topic. That is why it is so important for everyone to take part in conversations about pharmacovigilance and the possible applications of XAIs.

References

1. Adams, R., & Gupta, V. (2020). Explainable Artificial Intelligence in Healthcare: Enhancing Pharmacovigilance and Patient Safety. *Journal of Medical Systems*, 44(5), 112-119.
2. Chen, X., & Lee, H. (2020). The Role of Explainable AI in Adverse Drug Reaction Prediction and Pharmacovigilance. *Artificial Intelligence in Medicine*, 106, 101901.
3. Patel, J., & Wang, Y. (2021). Explainable Deep Learning Models for Detecting Drug Safety Signals: Applications and Challenges. *IEEE Access*, 9, 24578-24589.
4. Singh, M., & Li, C. (2021). Integrating Explainable Machine Learning for Pharmacovigilance in Electronic Health Records. *Journal of Biomedical Informatics*, 114, 103627.
5. Zhou, L., & Kim, S. (2021). XAI for Adverse Drug Event Prediction: A Comparative Research on Interpretability Techniques. *Computational Toxicology*, 19, 100191.
6. Martin, D., & Lopez, J. (2022). Explainable Artificial Intelligence for Adverse Drug Reaction Monitoring: An Ethical and Practical Review. *Frontiers in Pharmacology*, 13, 882632.
7. Reddy, P., & Xu, L. (2022). Leveraging Explainable AI in Pharmacovigilance: From Signal Detection to Risk Assessment. *Drug Safety*, 45(4), 375-386.
8. Garcia, A., & Thompson, B. (2022). Explainable AI Models for Medication Safety and Pharmacovigilance in Big Data Systems. *Artificial Intelligence Review*, 55(3), 2091-2109.
9. Nguyen, T., & Carter, R. (2022). Adopting Explainable AI for Patient Safety in Pharmacovigilance: A Survey of Recent Advances. *Journal of Medical Internet Research*, 24(6), e38710.
10. Wu, Q., & Richards, M. (2023). Applying Explainable AI in Detecting Drug-Drug Interactions: A Pharmacovigilance Perspective. *Journal of the American Medical Informatics Association*, 30(1), 57-66.
11. Elharake, S., & Lang, F. (2023). The Role of Explainable Artificial Intelligence in Post-Marketing Drug Safety Surveillance. *Pharmacoepidemiology and Drug Safety*, 32(2), 142-153.
12. Davies, E., & Patel, S. (2023). Transparency and Trust: Explainable AI Applications in Pharmacovigilance for Patient-Centric Outcomes. *Patient Safety in Healthcare*, 5(3), 164-172.
13. Chen, Z., & Zhao, H. (2024). The Efficacy of Explainable Machine Learning in Adverse Drug Reaction Prediction and Pharmacovigilance. *Artificial Intelligence in Drug Development*, 22(1), 84-95.
14. Khan, R., & Liu, X. (2024). A Review of Explainable AI Models for Pharmacovigilance and Enhancing Patient Safety. *Journal of Pharmacological Research*, 87(5), 347-360.
15. Sharma, P., & Green, M. (2024). Explaining AI Decisions in Pharmacovigilance: Balancing Accuracy and Transparency for Improved Patient Outcomes. *Drug Safety Journal*, 19(2), 123-133.