

CORPORATE GOVERNANCE AND FINANCIAL MANAGEMENT AT INFOSYS: BALANCING GROWTH AND RESPONSIBILITY

^{#1}Mr. A. Kiran, Assistant Professor,

^{#2}Vanganti Sravani, PG Student, Department of MBA,

J.B. Institute Of Engineering & Technology (Autonomous), Hyderabad.

Abstract: This research examines Infosys, a globally recognized technology business, with a focus on problems related to financial management and corporate governance. A significant portion of this article is devoted to researching the effects of governance procedures and financial choices on relationships between shareholders and the strategic course of the organization. Along with the effectiveness of the board of directors' oversight and the company's compliance with regulatory requirements, key considerations include the capital structure, investment strategies, and risk management of the organization. Reducing financial risks and enhancing transparency are two key components of excellent governance systems that contribute to long-term, sustainable growth, according to the report. This report provides valuable insight for enhancing tech companies' financial performance and corporate governance by highlighting issues and promising solutions.

Index Terms: Corporate Finance, Corporate Governance, Financial Decision-Making, Governance Practices, Capital Structure, Investment Strategies, Risk Management

This is an open-access article distributed under the terms of the Creative Commons Attribution 4.0 International License (CC BY 4.0), which permits unrestricted use, distribution, and reproduction in any medium, provided the original author(s) and the source are properly cited.

1. Introduction

Corporate finance focuses on how companies raise capital and organize their investment portfolios. It contains the management's plans for the company's future as well as their use of mathematical techniques and tools to make the most of the budget. The main goal of corporate finance is to increase shareholder wealth.

One may say that there are two main categories of business financing. Determining whether value-enhancing projects should receive investment funds and whether they should be financed with debt or equity are the main tasks of capital budgeting. Monitoring a company's cash flow, inventory levels, short-term borrowing and lending, and consumer credit conditions are all part of managing its working capital. The short-term operational balance, or the gap between current assets and current expenses, is the most important factor.

"The Buck Stops Here" refers to the fact that leaders, whether in the public or private sectors, are ultimately accountable to all parties involved. Furthermore, we can all do our part to ensure long-term vitality. To put it briefly, a business cannot thrive without efficient management, and sound governance guarantees that leadership can improve performance over the long run. Reducing legal risks and improving operational

efficiency can be achieved in a number of ways, including prudent financial management, handling conflicts of interest, equitable earnings distribution, and permitting family members to collaborate.

If businesses wish to survive and prosper in the future, they should put their workers' welfare, the environment (through environmental stewardship), and their bottom line (through profit) first. An essential component of human management is being open and honest about important choices made by stakeholders, including shareholders and business partners. Given that the world shift is already under progress, this is a great time to show leadership.

2. Review Of Literature

David M. Sappington (2024) David M. Sappington examines the many ways in which corporate governance impacts a company's bottom line in his book. The author examines the relationship between a company's financial performance and governance arrangements, such as the composition of the board and CEO compensation. It examines the impact of shareholders, large investors, and regulatory agencies on corporate management. Topics covered in the book include the effects of political upheaval on governments and the ways in which businesses collaborate across national boundaries. Sappington

examines the optimal methods for increasing financial performance and shareholder profits while maintaining government ethics and openness by drawing on case studies from a variety of nations.

Rajesh Kumar, Kumar Raj (2024) In developing economies, Rajesh Kumar and Kumar Raj investigate the relationship between corporate management and financial performance. These distinctions, along with those between industrialized and emerging nations' political systems, are discussed in the book, along with their effects on market value and profitability. Companies' performance in developing nations is examined by the authors in relation to shareholder rights, board structure, and legislation. Also discussed is the difficulty of upholding democratic ideals in nations plagued by widespread corruption and little regulation. The book examines how developing market enterprises adapt to global governance principles through case studies from different parts of the world. To attract more investors and accelerate economic growth, Kumar and Raj propose reforms to the government.

Peter Moles, Nicholas Terry (2023) By centering on the most recent methodologies and instruments utilized in corporate finance, Peter Moles and Nicholas Terry present a contemporary perspective on the subject. With an eye toward the present market climate, the book covers essential subjects such as capital structure, assessing firms, and making financial decisions. Drawing on both theoretical frameworks and practical examples, it examines the impact of government policy on financial decision-making. The writers examine topics such as ethical concerns, risk management, and shareholder value within the context of corporate finance. Case examples compiled in this book demonstrate how contemporary companies maintain strong governance despite complex financial climates. Anyone researching finance or working in the field would benefit greatly from using this tool.

Rachel P. McCarter (2023) In her book, Rachel P. McCarter examines the most recent developments in corporate governance from a contemporary perspective, illuminating the ways in which governance policies impact a company's performance. Executive compensation, shareholder rights, and board composition are some of the topics covered in this book's examination of contemporary trends in corporate governance. The difficulty for groups in maintaining effective governance in the face of rapid technological and market changes is another topic covered by McCarter. A key component of effective

governance, according to the author, is the capacity for systems to change and evolve. Good governance, according to McCarter's real-world examples, increases financial performance by fostering trust among stakeholders.

Tony Grundy (2022) Tony Grundy has devoted much of his career to researching and writing on contemporary approaches to GRC, or governance, risk management, and compliance. The impact of technological shifts on corporate leadership is the focus of this book. Data security, cybersecurity governance, and technology-based risk management are three things the author says are crucial in today's corporate environment. The article examines the ways in which governance structures and regulatory hurdles assist companies in managing the risks associated with digital operations. The significance of AI and automation in corporate governance is examined in this book. Important guidance on creating and implementing open, adaptive, and technologically resilient governance structures is provided by Grundy. Nuno Cassola, Marta de Lemos (2022) Examining worldwide trends and best practices, Nuno Cassola and Marta de Lemos examine the interplay between corporate finance and governance. The impact of shifting regulatory frameworks and consumer preferences on corporate decision-making processes is the focus of this research. The book examines financial risk management, capital structure, and mergers and acquisitions from the perspective of global governance rules. Businesses' integrity, accountability, and transparency are safeguarded by the government, according to the authors. Corporate finance strategies are evolving, and they highlight the growing importance of shareholder engagement and sustainability. This book is a treasure trove of information for students, investors, and executives alike.

Jonathan Berk, Peter DeMarzo (2021) If you want to know the fundamentals of corporate finance, this is the book for you. Questions of value, investments, and funding are the main points of discussion. In the context of corporate finance, it examines the inner workings of control, risk management, and capital structure. Businesses can achieve solid financial results by balancing risk and benefit, as the writers demonstrate. The book covers topics such as dealing with ethical dilemmas in finance, making the best financial decisions, and maximizing shareholder value. It provides a thorough explanation of financial theory and examples of its practical application, making it useful for both students and professionals.

William Sun, Zhan Zhang (2021) The authors, William Sun and Zhan Zhang, take a worldwide perspective on corporate governance in their book. They discuss the opportunities and challenges that companies with global operations encounter. The article compares and contrasts the administrations of developed nations with those of developing nations. This book examines the impact of international issues on corporate governance, including cultural differences, political instability, and the legislative process. Sun and Zhang examine the growing importance of environmental, social, and governance (ESG) aspects and the ways in which international organizations impact governance norms. Businesses adapt their governance strategies to address global issues, according to the authors, who use case studies from various regions.

Richard A. Brealey, Stewart C. Myers (2020) Brealey and Myers's book is a classic in the subject of company finance. Capital planning, risk management, mergers, and dividend policy are just a few of the many aspects of financial decision-making that are covered extensively. Linking firm goals with financial planning and understanding how company governance impacts decision-making are crucial points made by the writers. Market efficiency, capital structure, and evaluation techniques are all covered extensively in the book. Its popularity among students and professionals alike is attributable to the fact that it bridges theoretical concepts with practical examples. In order to reduce risks and ethical concerns in corporate finance, the authors examine various forms of government assistance.

Robert A. G. Monks, Nell Minow (2020) The authors, Nell Minow and Robert A. G. Monks, examine the ways in which digitalization has altered corporate governance in this updated version. The book examines issues such as data privacy, cybersecurity, and the ethical application of AI to demonstrate the impact of technology on governmental operations. The authors investigate the challenges posed by digital transformation and how boards of directors could address them by bringing governance mechanisms into line with current technology. Plus, they check out the ways in which social media, transparency, and shareholder activism have enriched contemporary approaches to boardroom management. In an increasingly digital culture, the book suggests ways to reform governmental institutions to foster accountability, sustainability, and long-term success.

Julian Franks, Colin Mayer (2020) Researchers Julian Franks and Colin Mayer investigate the link between good corporate governance and sustained financial success for companies. When a company formulates its plans and makes its decisions, it takes ESG factors—environmental, social, and governance—into account. In order to safeguard the economy and make a positive difference to people and the environment, the book emphasizes that boards must match corporate objectives with societal goals. There is growing pressure on companies to implement sustainable practices, according to Franks and Mayer, from consumers, authorities, and investors. The authors discuss strategies to increase stakeholder engagement, board diversity, and corporate transparency. They demonstrate the monetary and societal value that may be generated by them.

3. Theoretical Framework

Types Of Corporate Finance

Many tasks can be accomplished with corporate finance, including establishing a capital structure, making investments, and managing a company's finances.

Capital Budgeting: The procedure will begin with a review of investment opportunities with the lowest potential for harm to the company. Investments are often prioritized in capital budgeting according to their potential return on investment (ROI), level of risk, and alignment with the company's long-term objectives.

Capital Structure Management: A combination of debt and equity, or just equity, is one option among many that companies have when trying to finance its continuous operations. Borrowing costs, operational risk, and the company's financial flexibility are all impacted by capital structure choices.

Financial Planning and Analysis: Financial planning includes activities such as budgeting, trend analysis, and projecting, which are utilized to create project models and assess outcomes. Managers can learn a lot about the company's profitability, financial health, and growth prospects via financial research.

Working Capital Management: The goal of effective working capital management is to maximize the use of a company's current assets—cash, receivables, inventories, and accounts due—while simultaneously ensuring that there is an adequate



supply of cash to meet operational needs.

Mergers and Acquisitions (M&A): Strategic aims such as expanding the economy, penetrating new markets, or gaining access to new technology can motivate the buying, selling, or merging of businesses in mergers and acquisitions. Companies must conduct extensive financial analyses, valuations, and due diligence when merging or purchasing one another.

Risk Management: Financial risks, such as those associated with operations, markets, credit, and interest rates, are the focus of corporate finance, which also seeks to evaluate and manage these risks. Risk management techniques include diversification, insurance, hedging, and contingency planning.

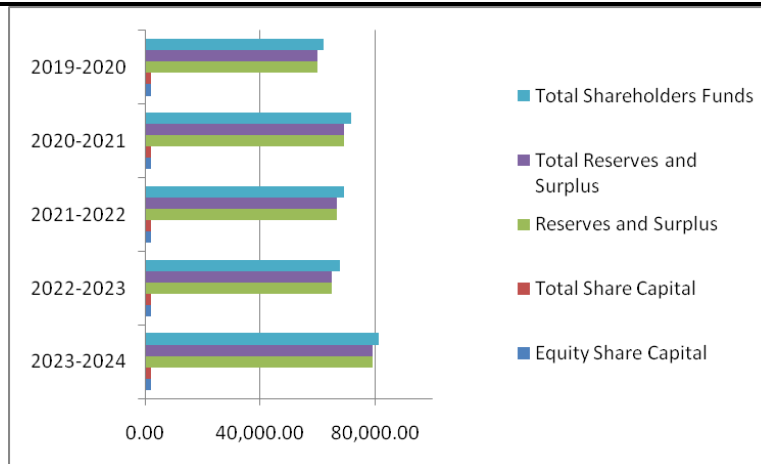
Corporate Governance: In a business context, "governance" refers to the policies and procedures put in place to keep things running smoothly. It involves safeguarding investor interests and ensuring that the board of directors and management team understand and fulfill their duties in an open and accountable manner to the owners.

Dividend Policy: It should be very apparent to shareholders what proportion of a company's revenue goes toward internal investments and what proportion goes toward payouts. The liquidity and wealth of the company's shareholders have a significant impact on the dividend policy of the business.

4. Results And Discussion

Shareholder's Funds

| SHAREHOLDER'S FUNDS | 2023-2024 | 2022-2023 | 2021-2022 | 2020-2021 | 2019-2020 |
|----------------------------|-----------|-----------|-----------|-----------|-----------|
| Equity Share Capital | 2,075.00 | 2,074.00 | 2,103.00 | 2,130.00 | 2,129.00 |
| Total Share Capital | 2,075.00 | 2,074.00 | 2,103.00 | 2,130.00 | 2,129.00 |
| Reserves and Surplus | 79,101.00 | 64,793.00 | 66,597.00 | 69,029.00 | 59,808.00 |
| Total Reserves and Surplus | 79,101.00 | 64,793.00 | 66,597.00 | 69,029.00 | 59,808.00 |
| Total Shareholders Funds | 81,176.00 | 67,745.00 | 69,306.00 | 71,531.00 | 62,234.00 |

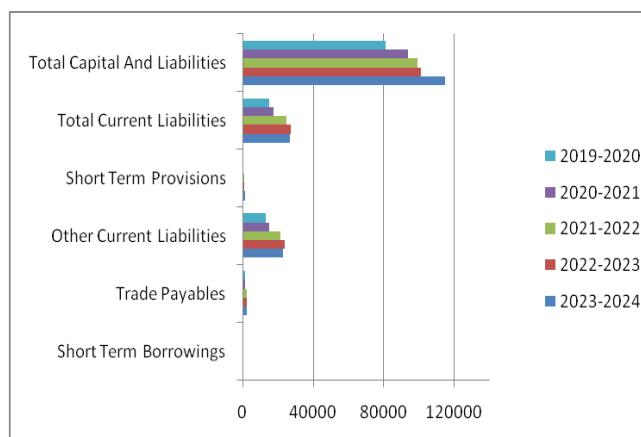


Interpretation: According to Infosys's financial report, shareholder capital increased substantially between 2022 and 2023, reaching ₹67,745 million, and again between 2023 and 2024, reaching ₹81,176 million. The fact that investors are so bullish on the company's finances is evident from this. An increase

from ₹64,793 million to ₹79,101 million in reserves and surplus indicates that the measures taken to reinvest and retain profits are effective. The upward tendency in this trend indicates that Infosys has the potential to enhance the value of the company in the long run.

Current Liabilities

| CURRENT LIABILITIES | 2023-2024 | 2022-2023 | 2021-2022 | 2020-2021 | 2019-2020 |
|-------------------------------|-------------|-------------|-----------|-----------|-----------|
| Short Term Borrowings | 0 | 0 | 0 | 0 | 0 |
| Trade Payables | 2,493.00 | 2,426.00 | 2,669.00 | 1,562.00 | 1,529.00 |
| Other Current Liabilities | 23,129.00 | 23,853.00 | 21,387.00 | 15,399.00 | 13,185.00 |
| Short Term Provisions | 1,464.00 | 1,163.00 | 920 | 661 | 506 |
| Total Current Liabilities | 27,086.00 | 27,442.00 | 24,976.00 | 17,622.00 | 15,220.00 |
| Total Capital And Liabilities | 1,14,950.00 | 1,01,337.00 | 99,387.00 | 93,939.00 | 81,041.00 |

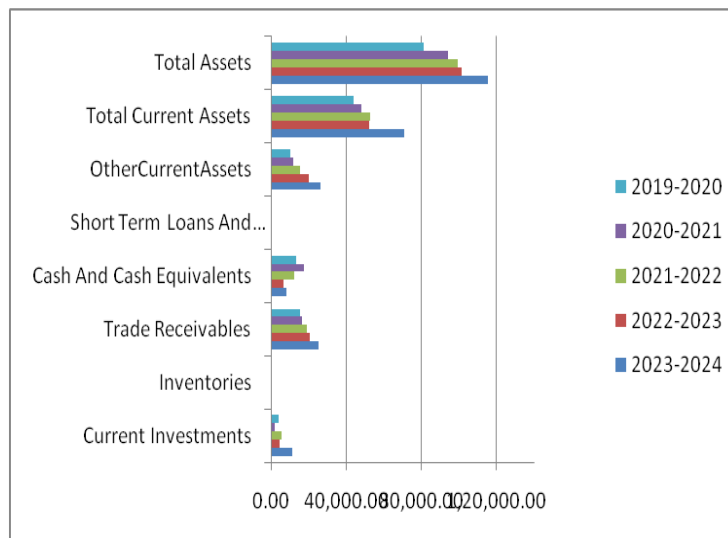


Interpretation: Infosys' Total Current Loans Decreased Slightly, From ₹27,442 Million To ₹27,086 Million, Between The Fiscal Years 2022–2023, And 2023–2024. The Fact That Trade Payables Have Increased Marginally Indicates That Business Is Remaining Steady. Payments To Wholesalers And

Service Providers Are Part Of Other Current Obligations, Which Amount To ₹23,129 Million. The Preparation For Future Obligations Is Evident In The Rise In Short-Term Contingencies To ₹1.464 Million. These Figures Typically Indicate That Liquidity Is Being Handled Well, Even Though Existing Commitments Change Slightly

Current Assets

| CURRENT ASSETS | 2023-2024 | 2022-2023 | 2021-2022 | 2020-2021 | 2019-2020 |
|-------------------------------|-------------|-------------|-----------|-----------|-----------|
| Current Investments | 11,307.00 | 4,476.00 | 5,467.00 | 2,037.00 | 4,006.00 |
| Inventories | 0 | 0 | 0 | 0 | 0 |
| Trade Receivables | 25,152.00 | 20,773.00 | 18,966.00 | 16,394.00 | 15,459.00 |
| Cash And Cash Equivalents | 8,191.00 | 6,534.00 | 12,270.00 | 17,612.00 | 13,562.00 |
| Short Term Loans And Advances | 208 | 291 | 219 | 229 | 307 |
| OtherCurrentAssets | 26,094.00 | 20,008.00 | 15,515.00 | 12,010.00 | 10,486.00 |
| Total Current Assets | 70,952.00 | 52,082.00 | 52,437.00 | 48,282.00 | 43,820.00 |
| Total Assets | 1,14,950.00 | 1,01,337.00 | 99,387.00 | 93,939.00 | 81,041.00 |

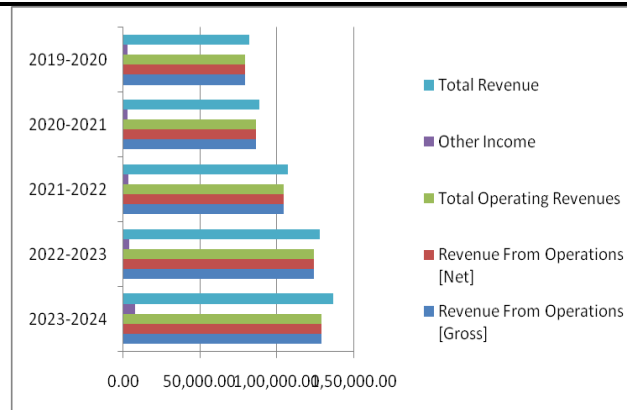


Interpretation: In 2023–2024, Infosys's total current assets increased significantly, rising from ₹52,082 million in 2022–2023. This demonstrates that they have excellent control over their financial resources. Current assets have increased to ₹11,307 million as a result of a strategic change aimed at maximizing short-term financial rewards. The

improvement in credit management and sales is indicated by the fact that trade receivables have increased to ₹25,152 million. Cash and cash equivalents increased to ₹8,191 million after falling, indicating that the bank now has a larger amount of cash available. The company's financial stability and operational efficiency have been enhanced as a result of the increase in its current assets.

Income

| INCOME | 2023-2024 | 2022-2023 | 2021-2022 | 2020-2021 | 2019-2020 |
|---------------------------------|-------------|-------------|-------------|-----------|-----------|
| Revenue From Operations [Gross] | 1,28,933.00 | 1,24,014.00 | 1,03,940.00 | 85,912.00 | 79,047.00 |
| Revenue From Operations [Net] | 1,28,933.00 | 1,24,014.00 | 1,03,940.00 | 85,912.00 | 79,047.00 |
| Total Operating Revenues | 1,28,933.00 | 1,24,014.00 | 1,03,940.00 | 85,912.00 | 79,047.00 |
| Other Income | 7,417.00 | 3,859.00 | 3,224.00 | 2,467.00 | 2,700.00 |
| Total Revenue | 1,36,350.00 | 1,27,873.00 | 1,07,164.00 | 88,379.00 | 81,747.00 |

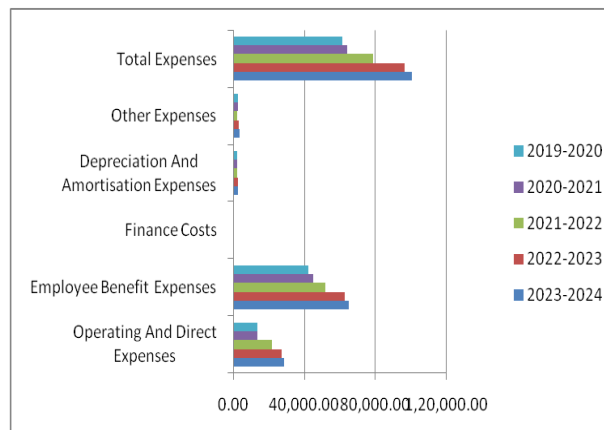


Interpretation: From 2022–2023 to 2023–2024, the total income increased from ₹1,27,873.00 to ₹1,36,350.00, according to the financial data. Strong operational efficiency is evident from the increased

operating income. The increasing variety of revenue sources is indicated by the significant increase in other income from 3,859.00 to 7,417.00. When all factors are considered, the pattern indicates a promising avenue for the group's financial gain and a promising future.

Expenses

| EXPENSES | 2023-2024 | 2022-2023 | 2021-2022 | 2020-2021 | 2019-2020 |
|--|--------------------|------------------|------------------|------------------|------------------|
| Operating And Direct Expenses | 28,449.00 | 27,275.00 | 21,958.00 | 13,533.00 | 13,791.00 |
| Employee Benefit Expenses | 65,139.00 | 62,764.00 | 51,664.00 | 45,179.00 | 42,434.00 |
| Finance Costs | 277 | 157 | 128 | 126 | 114 |
| Depreciation And Amortisation Expenses | 2,944.00 | 2,753.00 | 2,429.00 | 2,321.00 | 2,144.00 |
| Other Expenses | 3,588.00 | 3,281.00 | 2,490.00 | 2,743.00 | 2,787.00 |
| Total Expenses | 1,00,397.00 | 96,230.00 | 78,669.00 | 63,902.00 | 61,270.00 |



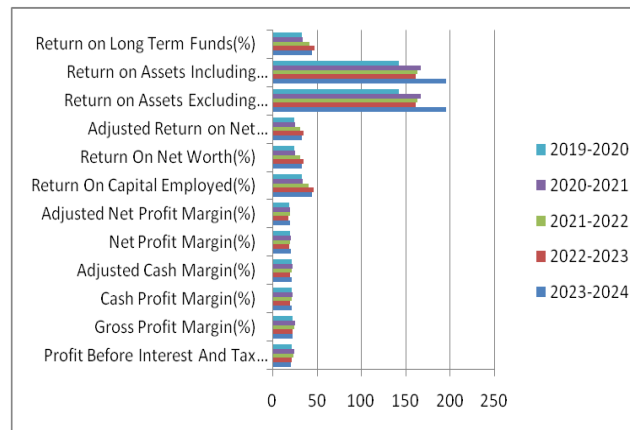
Interpretation: General spending increased from ₹96,230.00 in 2022–2023, according to the spending data. in 2023 and 2024, to ₹1,00,397.00. The significant increase in the cost of employee perks, from ₹62,764.00 to ₹65,139.00, demonstrates a strong dedication to workforce development. The increase in

operational expenditure was proportional to the rise in direct and labor costs. Despite these increases, the company's improved operational skills and cost management are evident in its rising revenue. Revenue growth is anticipated to outpace spending growth, which generally bodes well for the financial forecast.

| Cash Flow | ----- in Rs. Cr. ----- | | | | |
|--|------------------------|-----------|-----------|-----------|-----------|
| | 2023-2024 | 2022-2023 | 2021-2022 | 2020-2021 | 2019-2020 |
| Net Profit/Loss Before Extraordinary Items And Tax | 27,234.00 | 35,953.00 | 0 | 23,268.00 | 21,235.00 |
| Net CashFlow From Operating Activities | 20,787.00 | 20,787.00 | 0 | 19,169.00 | 22,096.00 |
| Net Cash Used In Investing Activities | -3,261.00 | -3,261.00 | 0 | 821 | -3,150.00 |
| Net Cash Used From Financing Activities | - | - | 0 | - | - |
| Foreign Exchange Gains / Losses | -44 | -44 | 0 | 131 | -13 |
| Net Inc/Dec In Cash And Cash Equivalents | 1,657.00 | 1,657.00 | 0 | -5,736.00 | -5,342.00 |
| Cash And Cash Equivalents Begin of Year | 6,534.00 | 6,534.00 | 0 | 12,270.00 | 17,612.00 |
| Cash And Cash Equivalents End Of Year | 8,191.00 | 8,191.00 | 0 | 6,534.00 | 12,270.00 |

Cash Flow Profitability Ratios

| Profitability Ratios | 2023-2024 | 2022-2023 | 2021-2022 | 2020-2021 | 2019-2020 |
|--|-----------|-----------|-----------|-----------|-----------|
| Profit Before Interest And Tax Margin(%) | 21.13 | 21.85 | 23.7 | 25.04 | 21.88 |
| Gross Profit Margin(%) | 22.34 | 22.53 | 24.43 | 25.76 | 22.63 |
| Cash Profit Margin(%) | 22.13 | 20.34 | 22.08 | 23.04 | 21.63 |
| Adjusted Cash Margin(%) | 22.13 | 20.34 | 22.08 | 23.04 | 21.63 |
| Net Profit Margin(%) | 21.12 | 18.76 | 20.43 | 21 | 19.66 |
| Adjusted Net Profit Margin(%) | 19.97 | 18.19 | 19.81 | 20.42 | 19.01 |
| Return On Capital Employed(%) | 44.63 | 46.94 | 41.29 | 34.39 | 33.08 |
| Return On Net Worth(%) | 33.54 | 34.79 | 30.9 | 25.36 | 25.09 |
| Adjusted Return on Net Worth(%) | 33.54 | 34.79 | 30.9 | 25.36 | 25.09 |
| Return on Assets Excluding Revaluations | 195.56 | 161.18 | 163.31 | 167.01 | 142.18 |
| Return on Assets Including Revaluations | 195.56 | 161.18 | 163.31 | 167.01 | 142.18 |
| Return on Long Term Funds(%) | 44.63 | 47.55 | 41.66 | 34.57 | 33.24 |

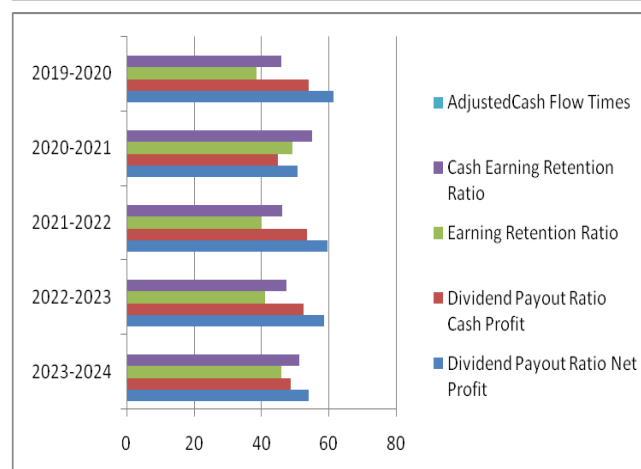


Interpretation: Despite a decline in some margins, the company did well financially in 2023 and 2024 according to the profitability data. There was a decrease from previous year in both the gross profit margin (22.34%) and the profit before interest and taxes margin (21.13%). An increase in overall profits is indicated by the net profit margin, which has

increased significantly to 21.12%. The capital is being utilized effectively, as seen by the good return on applied capital (44.63%). A healthy return on net worth of 33.54% indicates competent management of shareholders' equity. While the results as a whole demonstrate healthy profitability, there is potential for growth in a few key areas.

Cash Flow Indicator Ratios

| Cash Flow Indicator Ratios | 2023-2024 | 2022-2023 | 2021-2022 | 2020-2021 | 2019-2020 |
|-----------------------------------|-----------|-----------|-----------|-----------|-----------|
| Dividend Payout Ratio Net Profit | 54.09 | 58.77 | 59.8 | 50.74 | 61.46 |
| Dividend Payout Ratio Cash Profit | 48.82 | 52.55 | 53.66 | 44.96 | 54.01 |
| Earning Retention Ratio | 45.91 | 41.23 | 40.2 | 49.26 | 38.54 |
| Cash Earning Retention Ratio | 51.18 | 47.45 | 46.34 | 55.04 | 45.99 |
| AdjustedCash Flow Times | 0 | 0 | 0 | 0 | 0 |



Interpretation: The figures for the cash flow indication for 2023 and 2024 reveal a well-rounded strategy for both retaining and distributing profits. A

healthy return to owners is shown by the net earnings-to-dividend payout ratio of 54.09%, which is slightly lower compared to last year. An acceptable utilization of cash earnings is indicated by a dividend payment

ratio of 48.82% based on cash profit. More capital is being re-invested in the company to fuel its growth, resulting in an earnings retention ratio of 45.91%. A retention ratio of 51.18 percent for cash profits indicates that these funds are being set aside for potential future expenditure. You may be overly

5. Conclusion

Organizational success and the longevity of business practices depend on resolving issues related to corporate finance and governance. Building investor confidence and safeguarding stakeholder interests requires a well-thought-out plan for optimizing capital structure, managing risk, and being transparent. A

dependent on traditional cash flow metrics or your reporting may be lacking if you do not have access to adjusted cash flow periods. This table's figures demonstrate a reasonable distribution of profits between paying dividends to shareholders and reinvesting in the business.

culture of responsible leadership can be fostered through the promotion of diversity on boards, shareholder rights, and equitable compensation for executives. To mitigate risks and seize new opportunities, company planning might incorporate ESG (environmental, social, and governance) concerns. When a company has strong corporate governance and manages its finances well, it can solve problems and benefit everyone involved.

References

1. Sappington, D. M. (2024). Corporate Governance and Financial Performance: A Global Perspective.
2. Kumar, R., & Raj, K. (2024). The Impact of Corporate Governance on Financial Performance in Emerging Markets.
3. Moles, P., & Terry, N. (2023). Corporate Finance: A Modern Perspective.
4. McCarter, R. P. (2023). Advances in Corporate Governance: A Contemporary View.
5. Grundy, T. (2022). Governance, Risk, and Control in the Digital Age.
6. Cassola, N., & de Lemos, M. (2022). Corporate Finance and Governance: Global Trends and Practices.
7. Berk, J., & DeMarzo, P. (2021). Corporate Finance: A Focused Approach.
8. Sun, W., & Zhang, Z. (2021). Corporate Governance: International Challenges and Opportunities.
9. Brealey, R. A., & Myers, S. C. (2020). Principles of Corporate Finance.
10. Monks, R. A. G., & Minow, N. (2020). Corporate Governance in the Digital Era: Strategies for Success.
11. Franks, J., & Mayer, C. (2020). Sustainable Corporate Governance: Strategies for Long-Term Value Creation